

PB14 Series 2.54mm(.100") Single Row Wire to Board Connector

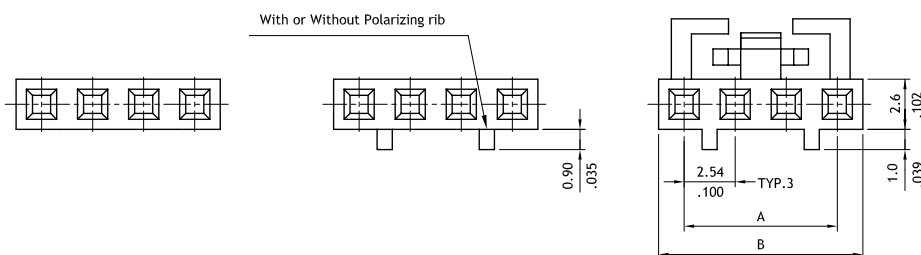
- ⊙ With positive locking ribs and latch
- ⊙ Mates with PB14 headers
- ⊙ Compatible with PB14 crimp clip terminal
- ⊙ Terminal accommodates AWG #22 ~ #28

Construction

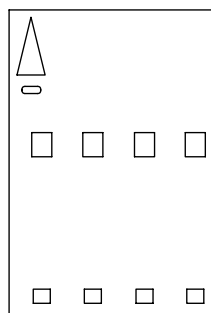
- ⊙ Insulation: Glass filled polyester UL 94V-0, Color Black
- ⊙ Terminal: Tin plated Phosphor Bronze
- ⊙ Engineering No's: CI33/7066 Series



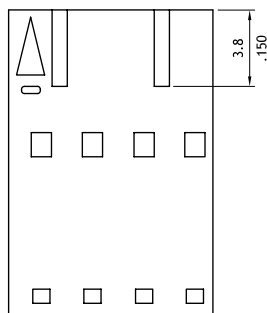
CI33/7066:E159616



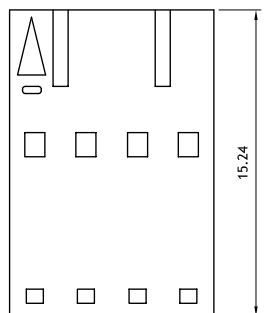
Circuits	Dimension	
	A	B
2	2.54(.100)	5.2(.205)
3	5.08(.200)	7.7(.303)
4	7.62(.300)	10.3(.406)
5	10.16(.400)	12.8(.504)
6	12.70(.500)	15.2(.598)
7	15.24(.600)	17.9(.705)
8	17.78(.700)	20.4(.803)
9	20.32(.800)	23.0(.906)
10	22.86(.900)	25.5(1.004)
11	25.40(1.000)	28.0(1.102)
12	27.94(1.100)	30.6(1.205)
13	30.48(1.200)	33.0(1.303)



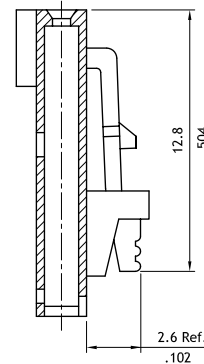
P/N:PB14**SNR10



P/N:PB14**S0R10



P/N:PB14**S0010



Ordering Code

1 **PB14** **2** **13** **3** **S00** **4** **10**

1 Series No.

2 No. of Circuits:
02 to 13

3 Type:

S00= With locking ribs and latch housing

S0R= With locking ribs housing

SNR= Without locking rib and latch housing

4 Other options:

10= Color Black (Standard)