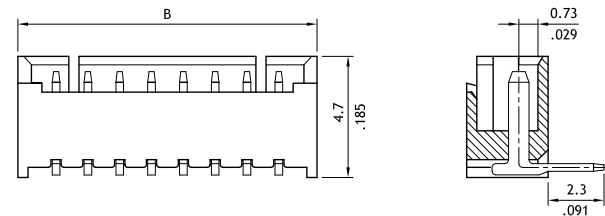
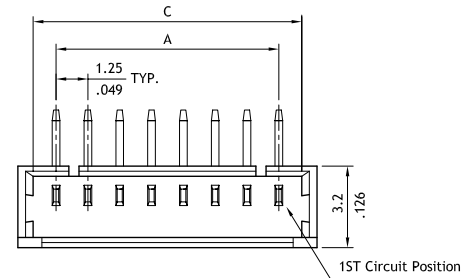
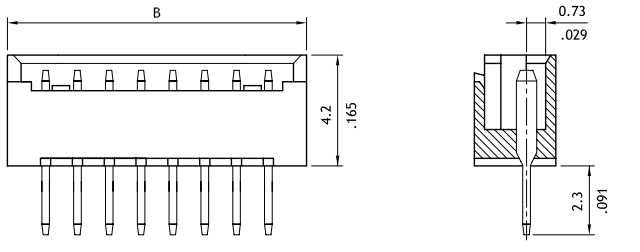
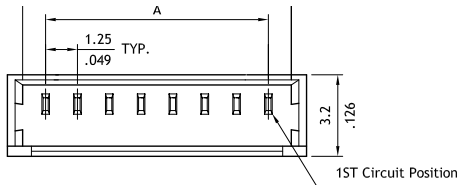


PB16 Series 1.25mm(.049") Pin Header

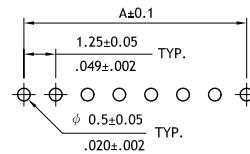
- ⊙ Polarized and Low-profile
- ⊙ Locking slots provide secure mating
- ⊙ Mates with PB16 housing

Construction

- ⊙ Insulator: High temperature plastic UL 94V-0, Color Natural
- ⊙ With Tin plated DIP type pin
- ⊙ Engineering No's: CI44/1254 Series



Circuits	Dimension		
	A	B	C
2	1.25(.049)	4.3(.169)	3.05(.120)
3	2.50(.098)	5.5(.217)	4.30(.169)
4	3.75(.148)	6.8(.268)	5.55(.219)
5	5.00(.197)	8.0(.315)	6.80(.268)
6	6.25(.246)	9.3(.366)	8.05(.317)
7	7.50(.295)	10.5(.413)	9.30(.366)
8	8.75(.344)	11.8(.465)	10.55(.415)
9	10.00(.394)	13.0(.512)	11.80(.465)
10	11.25(.443)	14.3(.563)	13.05(.514)
11	12.50(.492)	15.5(.610)	14.30(.563)
12	13.75(.541)	16.8(.661)	15.55(.612)
13	15.00(.591)	18.0(.709)	16.80(.661)
14	16.25(.640)	19.3(.760)	18.05(.711)
15	17.50(.689)	20.5(.807)	19.30(.760)



Recommended P.C. Board Layout

Ordering Code

1 **PB16** **2** **15** **3** **P** **4** **1** **5** **V** **6** **00**

- 1** Series No.
- 2** No. of Circuits : 02 to 15

- 3** P= DIP type pin header
- 4** Plating code:
1= Tin over Nickel plated
* Optional plating available but
MOQ requested

- 5** Type: V= Straight
H= Right angle
- 6** Other options: 00= Standard
* Special options Consult factory