

## PF05 Series Single Row Female Header

2.00mm(.079") Center Spacing

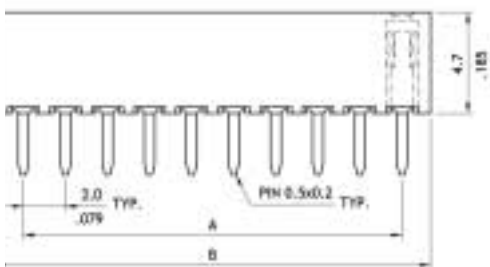
- ⊙ Mates with PG11 and PG12
- ⊙ Engineering No's: CB22 Series



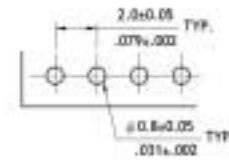
### Ordering Code

1 PF05
2 40
3 2
4 V
5 1
6 00

- 1** Series No.
- 2** Circuits:  
02 to 40
- 3** Plating code:  
2= Gold flash over Nickel plated  
\* Optional plating available but MOQ requested
- 4** Tail Style: V= Straight
- 5** Insulator Color: 1= Black
- 6** Other options:  
00= Standard  
\* Special options Consult factory



$B = A + 2.6$   
\* Available in 2 through 40 circuits



Recommended P.C. Board Layout

## 74 Series Dual Row Female Header

### PF06 Series Dual Row Female Header

2.00mm(.079") Center Spacing

- ⊙ Mates with PG13, PG14 and PG16
- ⊙ Engineering No's: CB74 Series



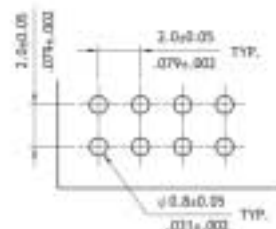
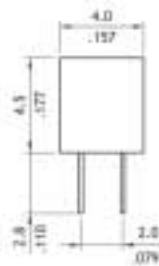
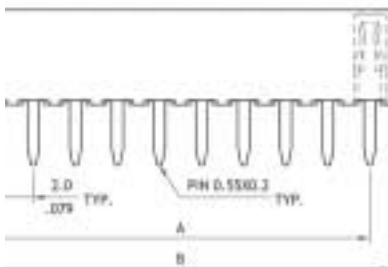
### Ordering Code

1 PF06
2 80
3 2
4 V
5 1
6 00

- 1** Series No.
- 2** Circuits:  
04 to 80
- 3** Plating code:  
2= Gold flash over Nickel plated  
\* Optional plating available but MOQ requested
- 4** Tail Style: V= Straight
- 5** Insulator Color: 1= Black
- 6** Other options:  
00= Standard  
\* Special options Consult factory



\* Available in 4 through 80 circuits



Recommended P.C. Board Layout