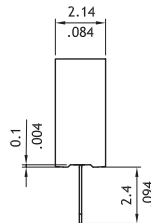
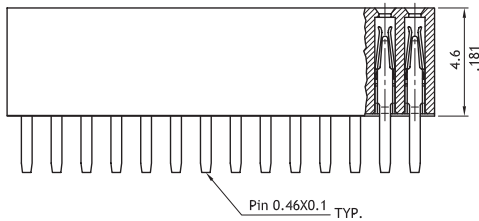
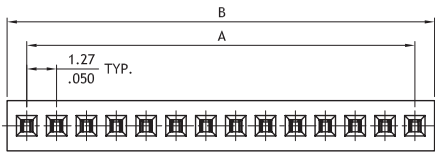


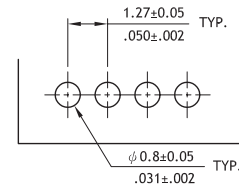
PF01 Series Single Row Female Header

1.27mm(.050") Center Spacing

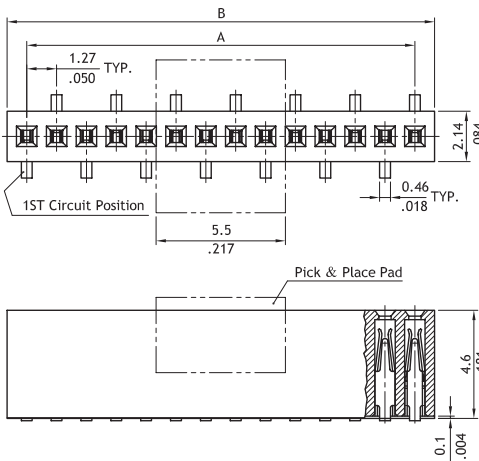
- ⊙ Mates with PG01, PG02 and PG03 Header
- ⊙ Engineering No's: CB01 Series



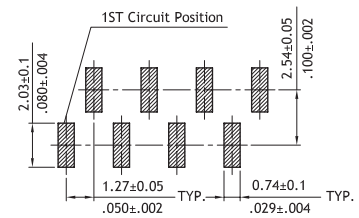
A = 1.27 X No. of Spaces
 B = A + 1.67
 * Available in 4 through 50 Circuits



Recommended P.C. Board Layout



A = 1.27 X No. of Spaces
 B = A + 1.67
 * Available in 4 through 50 Circuits



Recommended P.C. Board Layout

Ordering Code

1 **2** **3** **4** **5** **6** **7** **8**
PF01 04 A M 1 00 2 P

1 Series No.

2 Circuits: 04 to 50

3 Plating code:

A= Selective Gold flash over Nickel plated

* Optional plating available but MOQ requested

4 Tail Style:

M= SMT Type

D= DIP Type

5 Insulator Color: 1= Black

6 Other options:

00= Standard

7 Pin Size for mate Pin header:

2= 0.4mm Square Pin

8 0= Without Pick & Place Pad

(Tube packing)

P= With Pick & Place Pad

(Tape & Reel)

* Number 7 and 8 only for SMT Type)